



JDENTAL CARE

just smile

Scientific Evidence

Be safe, use JDEvolution Implant





JDentalCare is dedicated to develop evidence-based and scientifically proven products.

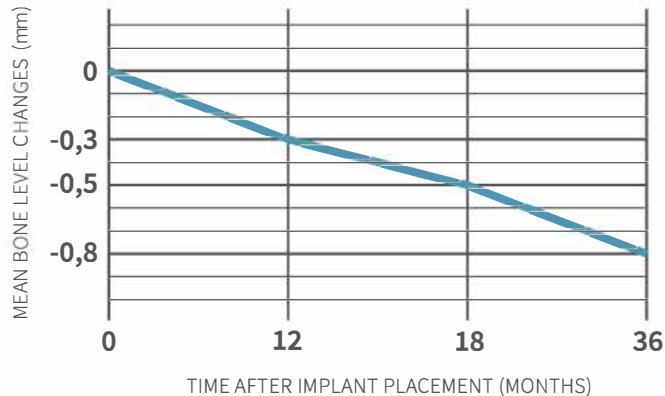
Since 2007 more than 1100 JDEvolution implants have been clinically documented in over 750 patients. Now with 3-year follow up.

Many papers supporting JDEvolution implant have been published in the most renowned implant journals in the world in the last years.



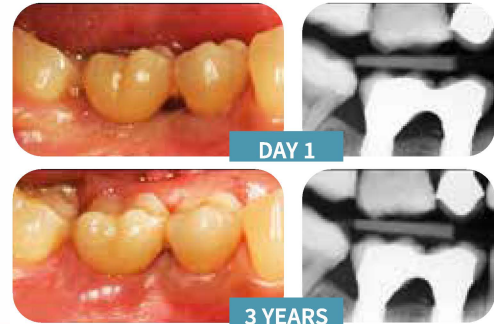
Can marginal bone levels remain stable over time?

JDEvolution implants show minimal marginal bone remodeling within the first three years⁹.



Limited bone loss provides optimal soft tissue support and maximum alveolar bone volume. The built-in platform switching is designed to improve soft tissue for natural-looking esthetics.

.01



.02

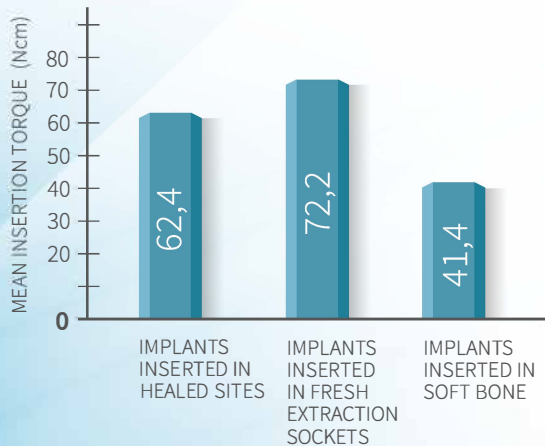


.03

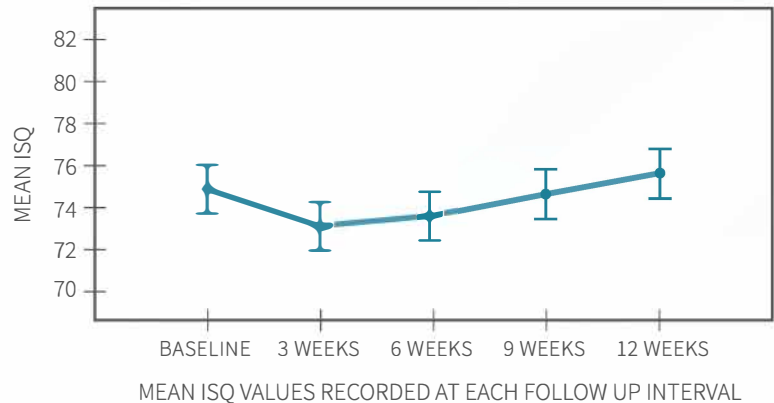


Can you achieve easily high primary stability even in soft bone or post-extractive sites?

The unique JDEvolution macrogeometry and design affect the primary stability, providing excellent stability even in compromised sites ^{2,3,12}.

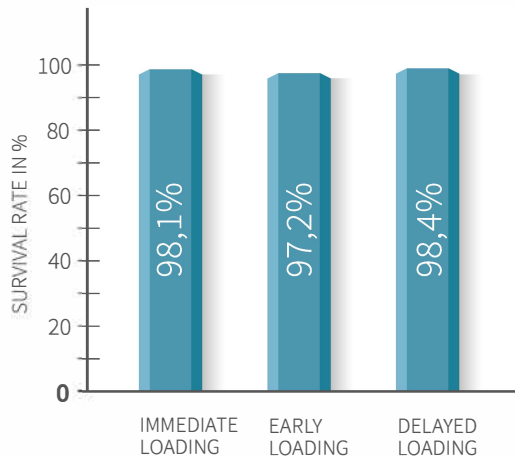


The high peri-implant bone strain achieved during a high insertion torque implant placement is not deleterious to implant stability, but on the contrary it keeps the implant continuously stable throughout the healing period ¹¹.



Can immediate and early loading of JDEvolution implants provide similar clinical outcomes as conventional loading?

No major clinical differences were observed in implant survival, complications and marginal bone level changes when loading JDEvolution single or splinted implants immediately, early or conventionally^{2,3,4,8,9,10,12}.



Can same clinical results be achieved with implants placed in healed bone or in fresh extraction sockets?

Studies show high survival rates for JDEvolution implants with Immediate Function, also in extraction sites^{3,8,10}.

Can you achieve excellent esthetic outcomes with immediate loading protocol?

One year after insertion 82.6% of JDEvolution implants had full closure of the papilla and minimal tissue recession⁸.



Can you immediately load four JDEvolution implants to support a cross-arch fixed prosthesis?

Studies show 100% success rate of immediately loaded cross-arch prostheses supported by four JDEvolution® implants up to 18 months after loading⁶.

FOLLOW UP		MEAN BONE LEVEL (mm)
Baseline	AXIALLY PLACED IMPLANTS	-0,09 ± 0,24
6 months		0,27 ± 0,17
12 months		0,57 ± 0,13
18 months		0,68 ± 0,14
Baseline	TILTED IMPLANTS	0,06 ± 0,09
6 months		0,36 ± 0,14
12 months		0,6 ± 0,16
18 months		0,74 ± 0,14

AXIALLY PLACED VS TILTED IMPLANTS MEAN DIFFERENCE		
0-6 months	6-12 months	12-18 months
0,06 mm	0,12 mm	0,08 mm
not statistically different	not statistically different	not statistically different

Can two single unsplinted implants immediately loaded retain the complete mandibular denture in elderly edentulous patients?

The immediate loading of two single JDEvolution implants retaining a complete mandibular denture can result in favorable implant survival and peri-implant bone healing, provided that primary stability of the implants is achieved⁵.

Key studies on JDEvolution

1. Grandi T, Garuti G, Guazzi P, Sapio U, Forabosco A. A longitudinal, multi-centre study on the relationship between insertion torque and peri-implant bone resorption. *Journal of Clinical & Practical Oral Implantology* 2010; 1: 33-40.
2. Grandi T, Garuti G, Guazzi P, Tarabini L, Forabosco A. Survival and success rates of immediately and early loaded implants: 12-month results from a multicentric randomized clinical study. *J Oral Implantol* 2012; 38(3): 239-49. Epub 2011 Apr.
3. Grandi T, Garuti G, Samarani R, Guazzi P, Forabosco A. Immediate loading of single post-extractive implants in the anterior maxilla: 12-month results from a multicenter clinical study. *J Oral Implantol* 2012; 38 (S1):477-484. Epub 2011 Sept.
4. Grandi T, Guazzi P, Samarani R, Garuti G. Immediate positioning of definitive abutments versus repeated abutments replacements in immediately loaded implants: effects on bone healing after a 1-year follow up of a multicenter randomised controlled trial. *Eur J Oral Implantol* 2012; 5(1): 9-16.
5. Grandi T, Guazzi P, Samarani R, Grandi G. Immediate loading of two unsplinted implants retaining the existing complete mandibular denture in elderly edentulous patients: 1-year results from a multicenter prospective cohort study. *Eur J Oral Implantol* 2012; 5(1): 61-68.
6. Grandi T, Guazzi P, Samarani R, Grandi G. Immediate loading of four (all-on-4) post-extractive implants supporting mandibular cross-arch fixed prostheses: 18-month follow-up from a multicenter prospective cohort study. *Eur J Oral Implantol* 2012; 5(3): 277-285.
7. Grandi T, Guazzi P, Samarani R, Grandi G. Clinical outcome and bone healing of implants placed with high insertion torque: 12-month results from a multicenter controlled cohort study. *Int J Oral Maxillofac Surg* 2013; 42 (4): 516-520.
8. Grandi T, Guazzi P, Samarani R, Grandi G. Immediate provisionalisation of single post-extractive implants versus implants placed in healed sites in the anterior maxilla: 1-year results from a multicenter controlled cohort study. *Eur J Oral Implantol* 2013; 6(3): 285-295.
9. Grandi T, Guazzi P, Samarani R, Grandi G. A 3-year report from a multicentre randomised controlled trial: immediately versus early loaded implants in partially edentulous patients. *Eur J Oral Implantol* 2013; 6(3): 217-224.
10. Grandi T, Guazzi P, Samarani R, Maghaireh H, Grandi G. One abutment one time versus a provisional abutment in immediately loaded post-extractive single implants: A 1-year follow up of a multicenter randomised controlled trial. *Eur J Oral Implantol* 2014; 7(2): 141-149.
11. Samarani R, Grandi T, Guazzi P, Osta NE. Stability changes of implants placed with high insertion torque: a prospective clinical trial. Under Review *Int J Oral and Maxillofac Imp.*
12. Grandi T, Guazzi P, Samarani R, Tohme H, Khoury S, Sbricoli L, Grandi G, Esposito M. Immediate, early (3 weeks) and conventional loading (4 months) of single implants: preliminary data at 1 year after loading from a multicenter pragmatic randomised controlled trial. *Eur J Oral Implantol.* 2015 Summer;8(2):115-26.
13. Guazzi P, Grandi T, Grandi. Implant site preparation using a single bur versus multiple drilling steps: 4-month post-loading results of a multicenter randomised controlled trial. *Eur J Oral Implantol.* 2015 Autumn;8(3):283-90.
14. Cannata M, Grandi T, Samarani R, Svezia L, Grandi G. A comparison of two implants with conical vs internal hex connections: 1-year post-loading results from a multicentre, randomised controlled trial. *Eur J Oral Implantol.* 2017;10(2):161-168.
15. T. Grandi, L. Svezia e G. Grandi. Narrow implants (2.75 and 3.25 mm diameter) supporting a fixed splinted prostheses in posterior regions of mandible: one-year results from a prospective cohort study *International Journal of Implant Dentistry* (2017) 3:43

JDEvolution
An implant for life.



Key studies on JDEvolution

- 16.** L. Svezia e F. Casotto. JD Short implants (6 mm) Vs Standard Implants (10 mm) Supporting Single Crowns in the Posterior Maxilla and/or Mandible: 2-Year Results. Journal of Oral & Maxillofacial Research. 2018; 9(3):e4.
- 17.** Grandi T, Faustini F, Casotto F, Samarani R, Svezia L, Radano P. Immediate fixed rehabilitation of severe maxillary atrophies using trans-sinus tilted implants with or without sinus bone grafting: One year results from a randomised controlled trial. International Journal of Oral Implantology. 2019; 12(2): 141-152.
- 18.** Signorini L, Faustini F, Samarani R., Grandi T. Immediate fixed rehabilitation supported by pterygoid implants for participants with severe maxillary atrophy: 1-Year postloading results from a prospective cohort study. The Journal of Prosthetic Dentistry. 2020; July 3; Published online.
- 19.** T. Grandi, A.G Quotadamo, L. Signorini. Immediately restored single post extractive implants: clinical outcomes of a retrospective analysis with 8-10 years follow-up. Accepted for publication in Clinical Oral Investigation. 2021; February.
- 20.** Grandi T., Cannata M., Samarani R. Dental implants with conical versus internal hex connections: a 5 years report from multicentre randomized controlled trial. Clinical Trials in Dentistry 2021;03(3):37-46.
- 21.** Grandi T., Signorini L. Rehabilitation of the Completely Edentulous Mandible by All-on-Four Treatment Concept: A Retrospective Cohort Study with Up to 10 Years Follow-Up Tommaso Grandi and Luca Signorini ,* Independent Researcher, 20900 Monza, Italy
- 22.** Grandi T., Paoleschi C., Di Cosola M. NARROW-DIAMETER IMPLANTS SUPPORTING FIXED PROSTHESES IN THE POSTERIOR MANDIBLE: 5-YEAR REPORT ON A PROSPECTIVE SINGLECOHORT STUDY Clinical Trials in Dentistry 2021;03(4):49-59 49 - Doi: 10.36130/CTD.04.2021.04
- 23.** R. Samarani, T. Grandi, N. Osta, L. Signorini Stability changes of implants placed with high insertion torque: a prospective clinical trial. Oral & Implantology VOLUME 14 - NUMBER 1 - 2021

JDEvolution
An implant for life.





JDENTAL CARE

www.jdentalcare.com

JDentalCare, the JDentalCare logo and other trade marks mentioned in this document are, excluding specifically mentioned exceptions, trade marks property of JDentalCare. The images of the products represented in this brochure are not necessarily on scale.

EVIDSC-EN_01

Rev. 03 of 12/02/21